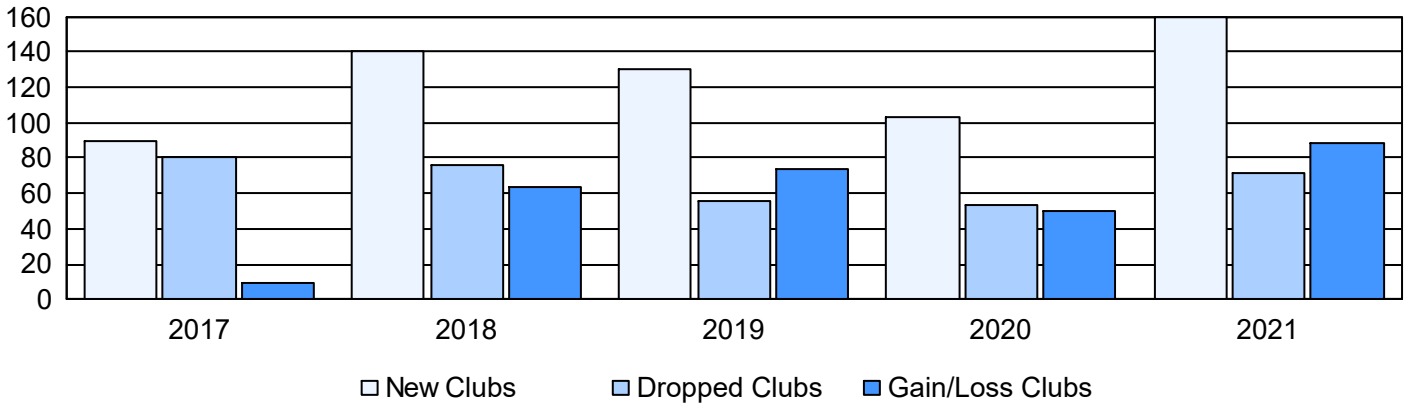
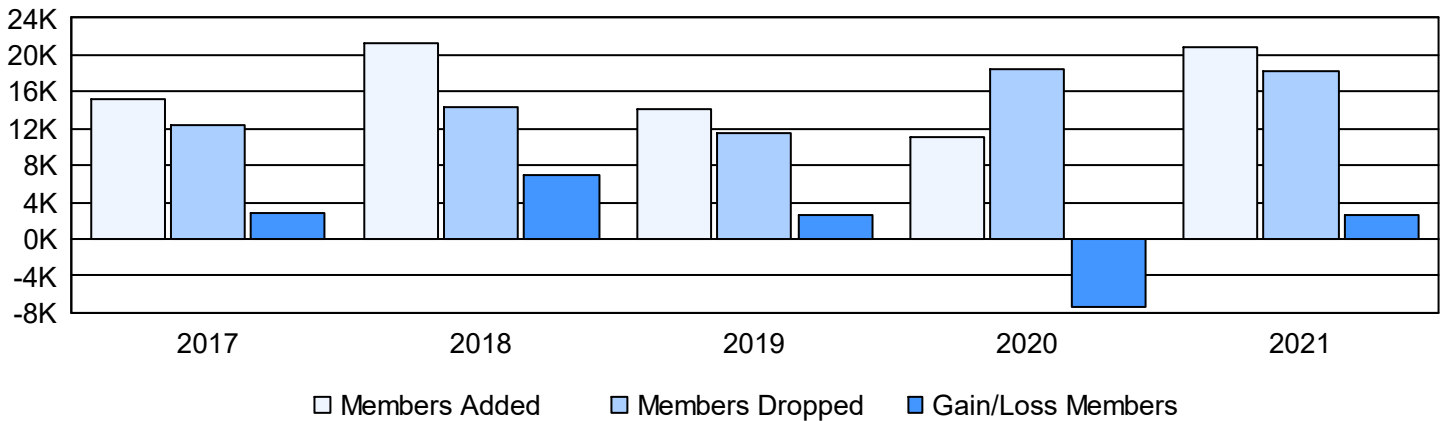


Year	New Clubs	Dropped Clubs	Gain/ Loss Clubs	New Members	Charter Members	Reinstate Members	Transfer Members	Total Member Added	Total Members Dropped	Gain/ Loss Members
2016-2017	90	81	9	10,941	2,915	1,125	188	15,169	12,292	2,877
2017-2018	140	76	64	15,190	3,826	1,980	315	21,311	14,409	6,902
2018-2019	130	56	74	9,079	3,902	1,017	145	14,143	11,585	2,558
2019-2020	103	53	50	6,674	2,892	1,223	309	11,098	18,446	-7,348
2020-2021	160	72	88	11,941	4,828	3,341	695	20,805	18,245	2,560
Average	125	68	57	10,765	3,673	1,737	330	16,505	14,995	1,510

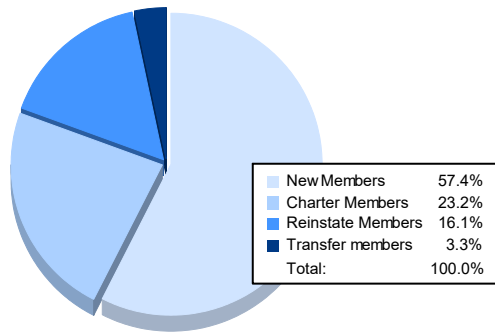
Clubs



Members



Membership Composition June 2021 Cumulative



Gender Composition June 2021 Cumulative

